

## **Brayden Manikin - Cleaning**

The specific cleaning regimen that you use depends on your individual policy but the attached UK poster will indicate that the Brayden can be cleaned with wipes, sterilising solution (Milton) or via a dishwasher if needed and can also be cleaned with the chemicals listed on the 2<sup>nd</sup> attachment (common in Germany). The authors suggest that the cleaning regimen employed for Little Anne is essentially equivalent for the Brayden manikin. The poster also suggests how other groups clean their manikins. Please note that this research has not been presented yet but hopefully it will give you an idea of what others do.

Good practice would dictate that the face skin of the manikin is cleaned between each student (or a different face skin is used). Also, best practice would suggest that the lung is replaced after each class. However, anecdotal evidence suggests that this is not always carried out if a good quality barrier device (Pocket Mask or face shield) is used and the manikin face skin is frequently cleaned as already stated.

# A REVIEW OF CLEANING PROCEDURES USED FOR ADULT BASIC LIFE SUPPORT (ABLS) MANIKINS

Dawn Upton & Carol Haynes C&D Training Limited

## Rationale

The objective is to establish whether the cleaning of face skin & connector from a Brayden manikin is equivalent to the Little Anne

### Method (stage 1)

A total of 179 BLS trainers were asked the following four questions:

- 1) What cleaning method is used for manikin faces between learners per course?
- 2) What cleaning method is used for manikin faces between courses?
- 3) What is the frequency of face changes?
- 4) Do you have cleaning facilities at your venue? (Yes/No – what/where)

Note: Not all questions were answered. Some had more than one answer where a variety of methods were used. Not all trainers replied.

**Conclusion** - There were a variety of methods used by the respondents with some using more than one method for cleaning manikin faces. A lack of suitable cleaning facilities also affected which method was used. By testing the most common methods identified against control faces we were able to establish that the Brayden face skin does not degrade, discolour or become misshapen whether using wipes, sterilising solution or dishwasher. Please note though that care needs to be taken to ensure the face skins do not come into contact with remnants of highly coloured foods/dyes if cleaned in the dishwasher to avoid the chance of staining.

**Test Data Results** - 7 faces & mouth connectors were cleaned in a dishwasher 2x70°, 2x60° & 3x50°. 1 cleaned with wipes only & 1 with sterilising solution. All faces were cleaned 64 times. On visual inspection after testing there were no obvious cracks, deformities or defects. All retained their shape & structure & fitted back on to manikins easily. In addition 2 extra airway valves & 2 mouth connectors were tested using sterilising solution. All worked effectively after testing.

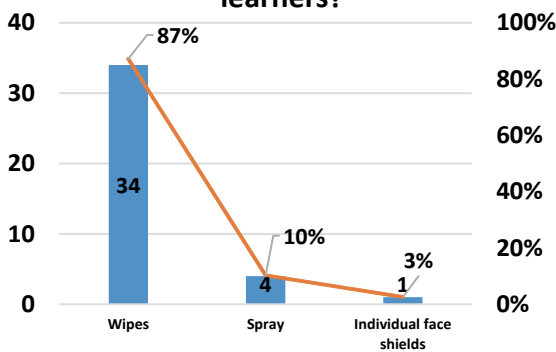
All of the above samples were sent to Innosonian Laboratory for further checks on discolouration, deformation and alteration of surface area. All samples passed the test.



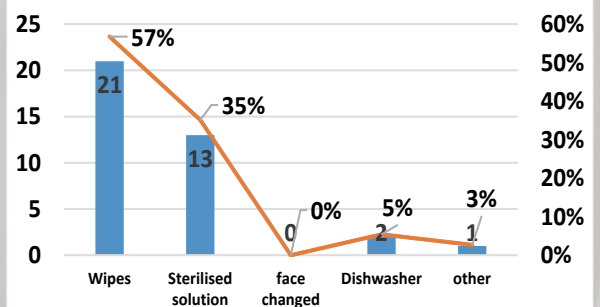
### Method (stage 2)

From the results of questionnaire, 2 Brayden faces & connectors will be kept separately and used as controls whilst a further 8 will be used to test a selection of the different cleaning regimes identified, minimum 2 faces per regime. Each test will be carried out a minimum of 24 times. Following tests, face skins will be visually checked against the controls and used on a manikin to check continued adequate performance.

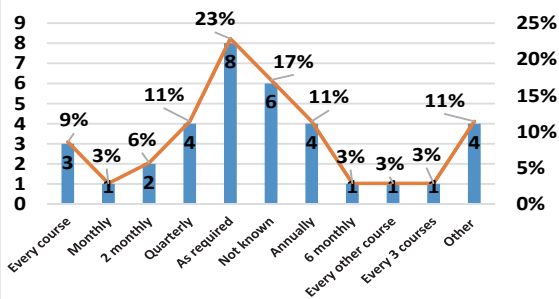
What cleaning method is used for manikin faces between learners?



What cleaning method is used for manikin faces between courses?



What is the frequency of face changes?



Do you have cleaning facilities at your venue?

